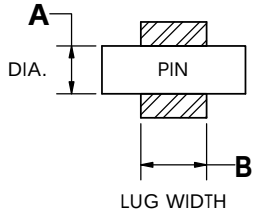

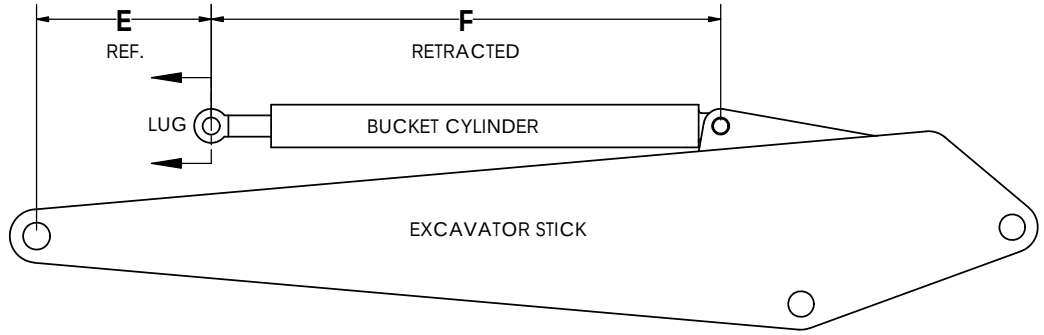

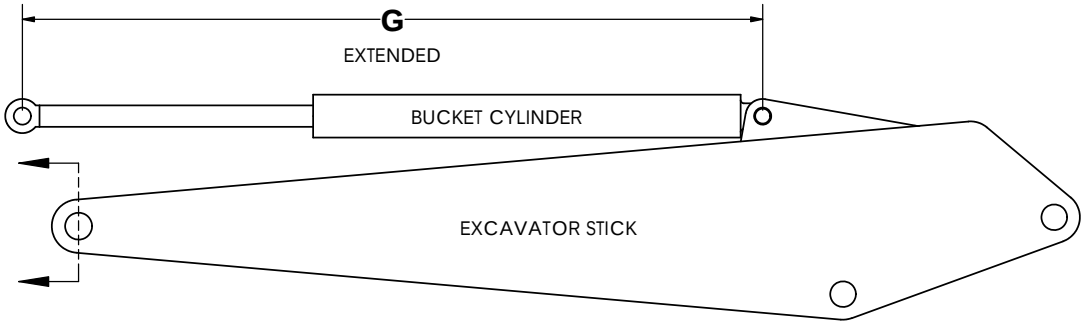

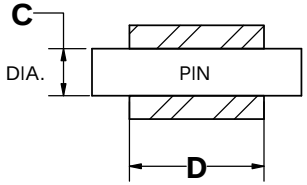

NOTE: USE PIN DIAMETERS (NOT HOLE DIAMETERS)

A = _____(NEAREST .001")

B = _____(NEAREST 1/16")

C = _____(NEAREST .001")

D = _____(NEAREST 1/16")

E = _____(NEAREST 1/4")

F = _____(NEAREST 1/4")

G = _____(NEAREST 1/4")

EXCAVATOR MAKE & MODEL _____

MEASURED BY _____ DATE _____

AMERICAN PILEDRIVING EQUIPMENT

7032 S. 196TH ST.
KENT, WA 98032
1-800-248-8498
www.apevibro.com

TOLERANCES EXCEPT AS NOTED

.X = ± .060
.XX = ± .030
.XXX = ± .010
FRAC = ± 1/16
ANGLE = ± .25°

PROPRIETARY AND CONFIDENTIAL

THE INFORMATION CONTAINED IN THIS DRAWING IS THE SOLE PROPERTY OF AMERICAN PILEDRIVING EQUIPMENT (APE). ANY REPRODUCTION IN PART OR WHOLE WITHOUT THE WRITTEN PERMISSION OF APE IS PROHIBITED. THE APE PRODUCT LINE IS PROTECTED BY VARIOUS PATENTS. FOR A LIST OF PATENTS, PLEASE VISIT OUR WEBSITE www.apevibro.com/ver2/apepatents.asp

SYM	REVISION	BY	APPR.	DATE

PRODUCT/PROJECT: Excavator Stick / Bucket Cylinder

DESCRIPTION: Reference Dimensions

MATERIAL:

DRAWN BY:	DATE:	WEIGHT (LB):	SIZE:
JMK	2/27/18		B

PART NO:	REV:	SHEET	OF
		1	1

S:\Excavator\Stick w_Cylinder